



Introducing StockNZ live trading platform

“quick and simple to access”

Go to our website www.stocknz.com

Direct links are available for the apps below

Web Version

Open up your favourite browser

(Google Chrome, Firefox etc)

Browse to <https://app.stocknz.com>

Enter in your given email address and password

*Note: Internet Explorer 10+ or less is not supported

Apple/iOS version

On your device, open the App Store

Search for StockNZ

Tap on the StockNZ LIVE app

Tap install (it may ask for your apple id/password or your touch ID) It will appear on your home/app screen, tap StockNZ icon to open Enter in your given email address and password

Google/Android

Open Play Store on your phone

Make sure you are logged into your google account

Search for Stock NZ Live

Tap Install

Once downloaded it will appear on your home/app screen

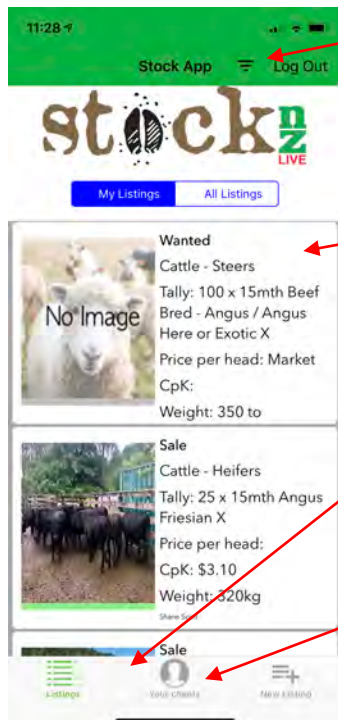
After opening the app, enter in your given email address and password

A one stop shop driven by successful independent livestock agencies

- Available as a web platform and mobile phone app.
- Verified livestock quotes, viewed, drafted, priced by StockNZ members.
- Quick and simple to access
- All livestock purchasing and selling terms are conducted as per normal through your local agents' company through this nationwide quoting platform.
- Receive quotes as a 'priority' due to StockNZ members receiving all listings NZ wide preferential to outside sources or non-members.
- For purchasing livestock once you have 'registered interest' that is all you need to do. Your local livestock agent will handle the rest.
- For selling livestock on StockNZ your local agent will come on farm and prepare livestock for sale as per normal.
- StockNZ clients get exposure in real time to more quotes which in turn will give real market values and trends
- Listings are NZ wide, you won't be limited by location.
- Each individual StockNZ company is well established with decades of expertise
- Unlike other livestock platforms that are driven by single entities ours is a one stop shop driven by a large group of successful independent livestock agencies nationwide.

Using the App

The Main Screen



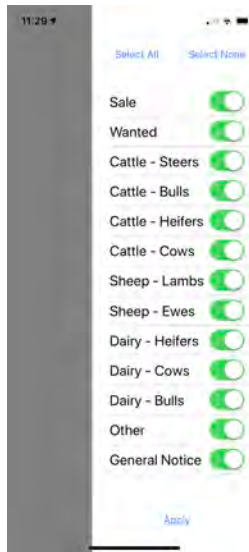
The filter – This where you can select Stock Types you wish to look at “See next image”

To see a listing in detail just press anywhere on the listing

To refresh the screen press on Reg Interests and back to listings

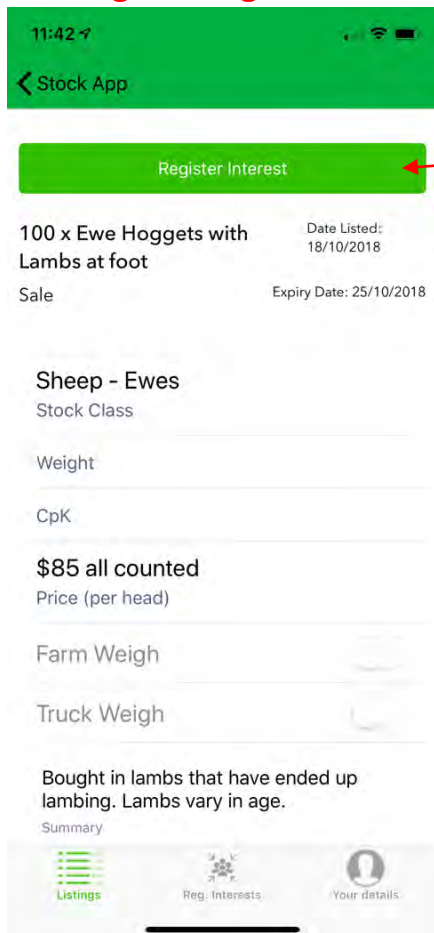
View listings you have registered interest on

The Filter Screen



Here you can filter the classes and For Sale or Wanted listings. Once you have made your selection just tap on the grey area to go back to the listings

Viewing a listing



If you are interested all you do is tap on Register Interest – Your Agent will be back to with the details and take it further if you want.

Note: Only your chosen agent knows that it is you that has registered interest. Registering interest is not saving to a watch list. It advises your agent that you are either keen to buy the stock available or may wish to supply someone's stock wanted listing.

Scroll down the page to view photos if there are any